

Supplemental information

Cognitive Reflection Test items

3-item CRT (Frederick, 2005):

1. A bat and a ball cost \$1.10 in total. The bat costs \$1.00 more than the ball. How much does the ball cost?
2. If it takes 5 machines 5 minutes to make 5 widgets, how long would it take 100 machines to make 100 widgets?
3. In a lake, there is a patch of lily pads. Every day, the patch doubles in size. If it takes 48 days for the patch to cover the entire lake, how long would it take for the patch to cover half of the lake?

4-item CRT (Thomson & Oppenheimer, 2016)

1. If you're running a race and you pass the person in second place, what place are you in?
2. A farmer had 15 sheep and all but 8 died. How many are left?
3. Emily's father has three daughters. The first two are named April and May. What is the third daughter's name?
4. How many cubic feet of dirt are there in a hole that is 3' deep x 3' wide x 3' long?

Single-item belief in God

For the Indian sample:

To what extent do you believe in the existence of god (or gods)? 1 (not at all) to 10 (very much)

For the United Kingdom sample:

How strongly do you believe in God or gods (from 0-100)? To clarify, if you are certain that God (or gods) does not exist, please put "0" and if you are certain that God (or gods) does exist, then put "100."

Supernatural Belief Scale-Revised (Jong & Halberstadt, 2016)

1. There exists an all-powerful and all-knowing spiritual being, whom we might call God.
2. There exist spiritual beings, who might be good or evil, such as angels or demons.
3. Every human being has a spirit or soul that is separate from the physical body.
4. There is some kind of life after death.
5. There is a spiritual realm besides the physical one.
6. Supernatural events that have no scientific explanation (e.g. miracles) can and do happen.

Demographic variables:

For the Indian sample:

Age (text box)

Gender (Male/Female)

Education (1-primary school, 2-secondary school, 3-some university, 4-vocational degree, 5-graduated university, 6-graduate school)

Income (1-Under ₹300,000, 2-₹300,000-₹600,000, 3-₹600,001-₹1,00,000, 4-₹1,00,001-₹1.300,000, 5-₹1,300,001-₹1,700,000, 6-₹1,700,001-₹2,000,000, 7-₹2,000,001-₹2,700,000, 8-₹2,700,001-₹3,400,000, 9-₹3,400,001-₹4,100,000, 10-Over ₹4,100,000)

Self-reported trust in others (1-5)

For United Kingdom sample:

Age (text box)

Gender (Male/Female)

Education (1-Some high school, 2-Completed high school or equivalent, 3-Some university/college, 4-Completed university/college, 5-Some postgraduate work, 6-Completed postgraduate work)

Ethnicity (1-White British, 2-White (other), 3-Indian, 4-Pakistani, 5-Mixed, 6-Black Caribbean, 7-Black Africa, 8-Black (other), 9-Bangladeshi, 10-Chinese, 11-Other Asian, 12-Other (please specify))

Income (1-Under £5,000, 2-£5,000-£10,000, 3-£10,001-£15,000, 4-£15,001-£25,000, 5-£25,001-£35,000, 6-£35,001-£50,000, 7-£50,001-£65,000, 8-£65,001-£80,000, 9-£80,001-£100,000, 10-Over £100,000)

Political ideology-social /economic (1-Strongly Liberal, 2-Somewhat Liberal, 3-Moderate, 4-Somewhat Conservative) 5-Strongly Conservative)

Measure of attention (instructional manipulation check; Oppenheimer et al., 2009).

Analysis of intuitive scores

Indian sample. Predicting belief in God using the 3-item intuition scores shows a significant positive relationship, $\beta = .153$, $F(511) = 12.31$, $p < .001$, Figure SI.1. As with deliberation scores reported in the main text, this relationship is strengthened with the inclusion of study dummies in the model, $\beta = .161$, and is robust to the addition of upstream demographic controls, $\beta = .14$, $F(507) = 10.05$, $p = .001$, and the full set including downstream demographic controls, $\beta = .142$, $F(500) = 4.67$, $p = .001$.

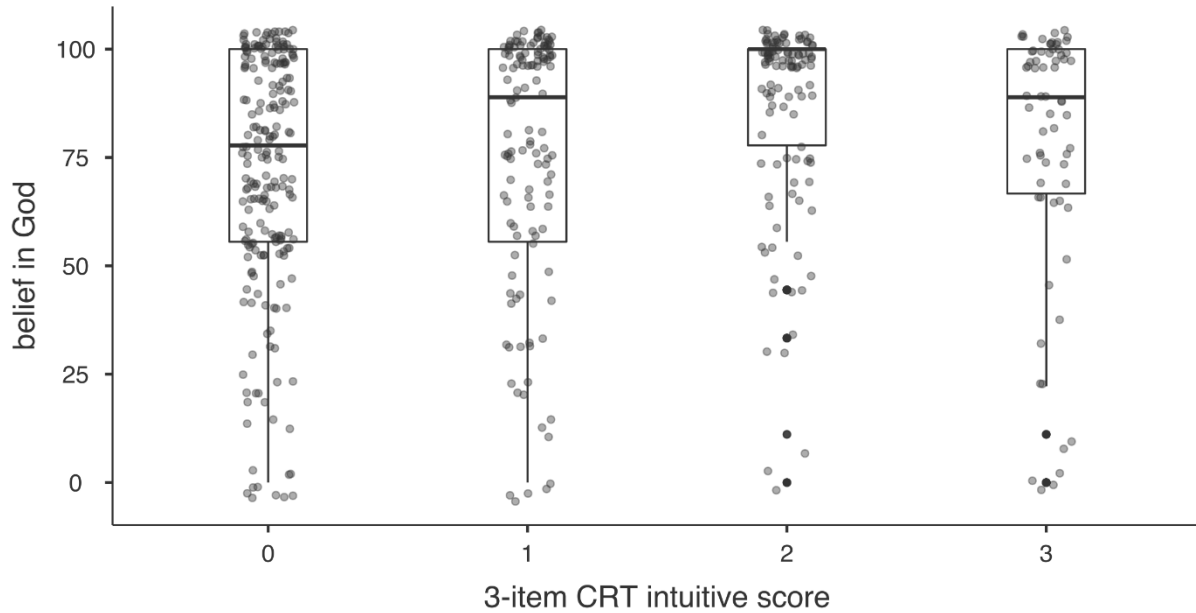


Figure SI.1. Box plots (with jittered individual data points) showing belief in God as a function of intuitive responses on the 3-item CRT. (Belief in God is plotted as percent of scale maximum.)

United Kingdom sample. Predicting Supernatural Belief score are significant and positively related to intuition scores (7-item), $\beta = .258$, $F(545) = 38.85$, $p < .001$, Figure SI.2. As with deliberation scores reported in the main text, this relationship is robust to the addition of upstream demographic controls, $\beta = .20$, $F(533) = 9.40$, $p < .001$, as well as the full set of downstream demographic controls, $\beta = .169$, $F(524) = 7.08$, $p < .001$. Further, these results maintain when using the single item belief in God (all $ps < .004$), as well as only using the 3-item intuitive CRT scores (all $ps < .001$), Figure SI.3.

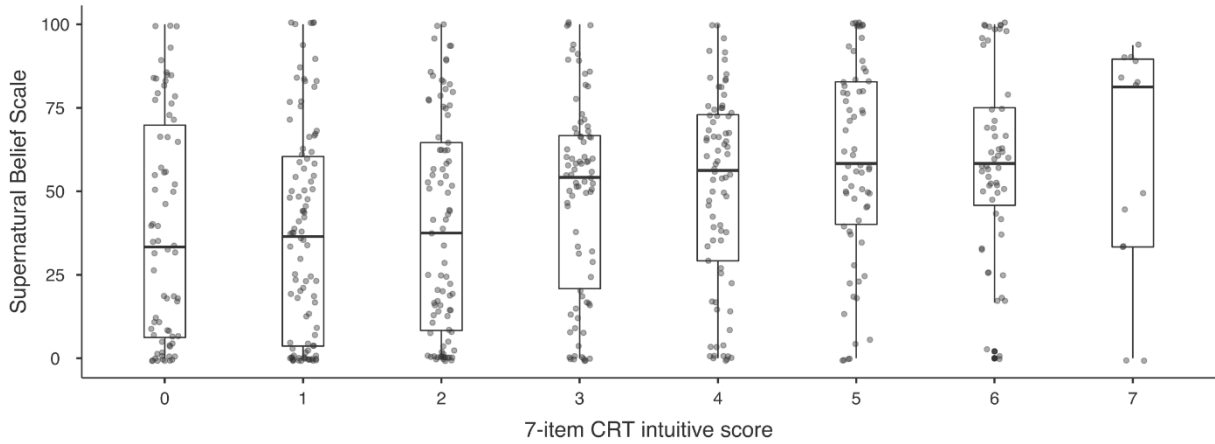


Figure SI.2. Box plots (with jittered individual data points) showing supernatural belief as a function of intuitive responses on the 7-item CRT. (Supernatural belief is plotted as percent of scale maximum.)

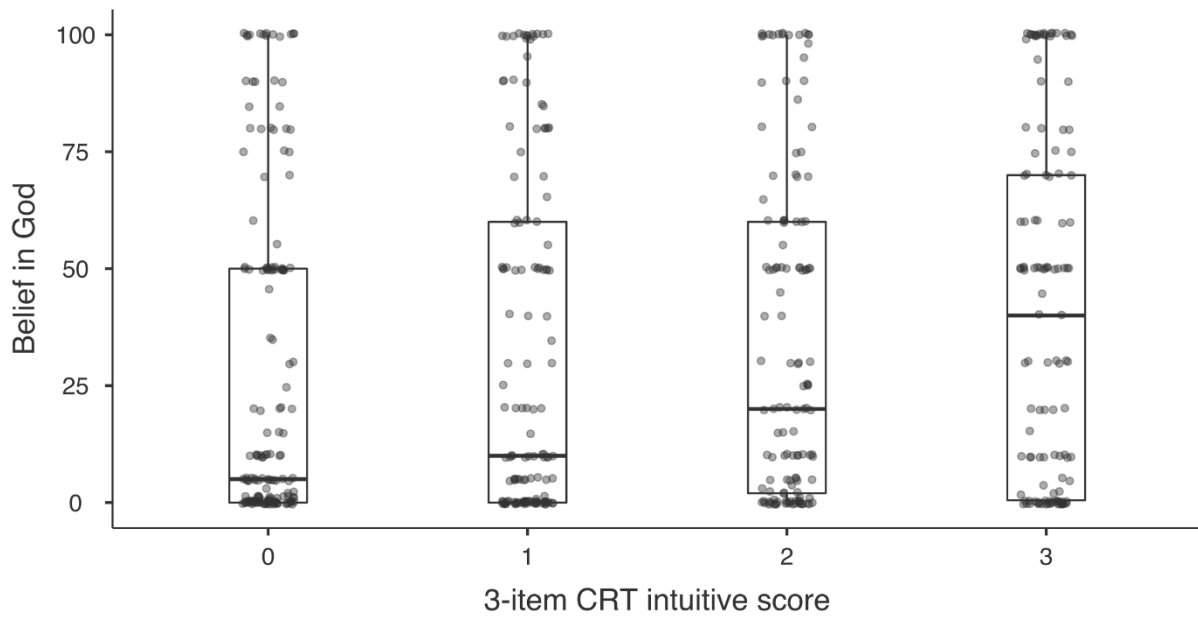


Figure SI.3. Box plots (with jittered individual data points) showing belief in God as a function of intuitive responses on the 3-item CRT. (Belief in God is plotted as percent of scale maximum.)

Correlations for individual CRT items

Each item is coded “1” for correctly answering the individual item, and “0” for answering incorrectly. The dichotomous variable is entered into a regression as the sole predictor, with belief as the outcome variable.

India data and correct responses to each of the three CRT items predicting belief in God:

- i. Bat and Ball item: $\beta = -.119$, $F(1, 511) = 7.28$, $p = .007$
- ii. Widget item: $\beta = -.11$, $F(1, 511) = 6.24$, $p = .013$
- iii. Lilly pad item: $\beta = -.171$, $F(1, 511) = 15.37$, $p < .001$

United Kingdom data and correct responses to each of the seven CRT items predicting belief in God and religious belief scores:

- i. Bat and Ball item (DV = god): $\beta = -.125$, $F(1, 546) = 8.72$, $p = .003$
Bat and Ball item (DV = RelBelScor): $\beta = -.189$, $F(1, 546) = 20.26$, $p < .001$
- ii. Widget item (DV = god): $\beta = -.14$, $F(1, 546) = 10.98$, $p = .001$
Widget item (DV = RelBelScor): $\beta = -.204$, $F(1, 546) = 23.82$, $p < .001$
- iii. Lilly pad item (DV = god): $\beta = -.166$, $F(1, 546) = 15.49$, $p < .001$
Lilly pad item (DV = RelBelScor): $\beta = -.271$, $F(1, 546) = 43.35$, $p < .001$
- iv. Race item (DV = god): $\beta = -.156$, $F(1, 546) = 13.58$, $p < .001$
Race item (DV = RelBelScor): $\beta = -.197$, $F(1, 546) = 22.09$, $p < .001$
- v. Sheep item (DV = god): $\beta = -.145$, $F(1, 546) = 11.69$, $p = .001$
Sheep item (DV = RelBelScor): $\beta = -.154$, $F(1, 546) = 13.33$, $p < .001$
- vi. Emily’s sisters item (DV = god): $\beta = -.137$, $F(1, 546) = 10.37$, $p = .001$
Emily’s sisters item (DV = RelBelScor): $\beta = -.14$, $F(1, 546) = 10.93$, $p = .001$
- vii. Hole item (DV = god): $\beta = -.047$, $F(1, 546) = 1.22$, $p = .27$
Hole item (DV = RelBelScor): $\beta = -.123$, $F(1, 546) = 8.32$, $p = .004$

Table S1. Pairwise correlation table for both United Kingdom and India

		Belief	CRT	age	gender	income	attention ck	social con	fisc con	ethnic dum	edu dum
United Kingdom	Belief	1									
	CRT	-0.291	1								
	age	0.1189	-0.1089	1							
	gender	0.2158	-0.2057	0.152	1						
	income	0.1044	-0.1288	0.0174	-0.0421	1					
	social con	0.0002	-0.0528	0.2067	-0.0326	-0.0166	1				
	fisc con	0.1933	-0.1619	0.1121	-0.0478	0.0579	0.0933	1			
	attention ck	0.1372	-0.0408	0.0472	-0.0893	0.0815	0.1651	0.7307	1		
	ethnic dum	-	-	-	-	-	-	-	-	1	
	edu dum	-	-	-	-	-	-	-	-	-	1
		god	CRTcorr	age	gender	income	trust	edu dum			
India	god	1									
	CRT	-0.1758	1								
	age	0.2042	-0.0128	1							
	gender	0.1269	-0.1377	0.1184	1						
	income	-0.0772	0.1003	0.0997	-0.0629	1					
	trust	0.075	0.0374	0.1432	-0.0085	0.1329	1				
	edu dum	-	-	-	-	-	-	-	-	-	-

Note: UK table uses the full 7-item CRT and supernatural belief scale. Education and ethnicity were omitted due to being categorical variables.

References

- Frederick, S. (2005). Cognitive reflection and decision making. *Journal of Economic Perspectives*, 19(4), 25-42. <https://doi.org/10.1257/089533005775196732>
- Jong, J., & Halberstadt, J. (2016). *Death anxiety and religious belief: An existential psychology of religion*. London, UK: Bloomsbury Publishing.
- Oppenheimer, D. M., Meyvis, T. & Davidenko, N. (2009). Instructional manipulation checks: Detecting satisficing to increase statistical power. *Journal of Experimental Social Psychology*, 45(4), 867-872. <https://doi.org/10.1016/j.jesp.2009.03.009>
- Thomson, K. S., & Oppenheimer, D. M. (2016). Investigating an alternative form of the Cognitive Reflection Test. *Judgment and Decision Making*, 11(1), 99-113.